

[www.rajshriplastiwood.com](http://www.rajshriplastiwood.com)



# NO. 1 IN STRENGTH & STYLE

WITH DURABILITY OF PLASTIC, WORKABILITY OF WOOD



**Rajshri Plastiwood**<sup>®</sup>  
(Division of Rajshri Productions Private Ltd.)

*An ISO 9001-2015 Certified Company*




# WPC BOARD

WPC Board is a proper substitute of Wood and Plywood and is on upper hand due to its durability and thermoplastic for its flexibility. WPC Board unique features i.e. Water and Moisture proof, Termite and Borer Proof, Fire retardant and low maintenance makes the WPC board more effective than wood and

plywood. Due to these unique features the board is not affected by weather change and thus the board do not warp or splinter. WPC boards are therefore preferred for its good characteristics suitable to the different furniture need. It is termite and pest proof and easily cleanable.


## SPECIFICATION

- **Thickness :** 6mm, 12mm, 18mm, 24mm, 25mm, 28mm, 30mm, 35mm
- **Product Range :** Standard - 650 kg / M<sup>3</sup>
- **Size :** Standard Width Maximum 1220mm, 915mm, 762mm  
Standard Length Maximum 2440mm, 2140mm  
can be customized as per demand.
- **Board Colour :** Natural Wood



## WPC BOARD TECHNICAL PROPERTIES

- Covered Under Govt of India Green Initiative
- Certified from India's Top most & reputed Laboratories
- Fire retardant & Self Extinguishing in nature (Conforming to IS 6307 appendix G)
- Excellent Compressive Strength
- Lightweight & Non- warping
- Unique Bonding Strength
- 100% Water proof & Recyclable
- Excellent Screw Withdrawal Strength
- Stain Resistant
- 100 % Termite Proof
- Sheets can be Cut, Saw, Nailed, Screwed, Plained and Chiseled
- Homogeneous Composition & Borer Free
- Maintenance Free & Sound Insulated
- Chemical Resistant & Zero Swelling



## SPECIFICATION OF RAJSHRI SOLID WPC DOOR SHUTTER

Providing **"RAJSHRI"** Brand Factory Made 100% Solid WPC (Wood polymer Composite) Solid Plain/ Prelam/ Enrouted Plain/ Enrouted Painted Flush Door Shutter of required size comprising of virgin PVC resin of K Value 57-60 (Suspension Grade), Calcium Carbonate and natural Fibers (Wood Powders/ rice husk/ wheat husk) and Non toxic additives made from Extrusion process WPC foam sheet Single Extruded (Inner) with density not less than 650 kg/cbm manufactured by **"RAJSHRI"** an ISO 9001 - 2015 Certified Company, having good screw holding capacity (Screw Withdrawal strength of 2000 N (Face) & 1100 N (Edge), Minimum Compressive Strength of 50 N/mm<sup>2</sup>, Modulus of elasticity 850N/mm<sup>2</sup> and resistance of spread flame of Class A category with Property of being Termite/ Borer Free, Water/ Moisture Proof, Fire Retardant and fixing with stainless Steel butt hinges of required size with necessary full body threaded star headed counter sunk SS Screws. For WC/ Bathroom/ Toilet/ Kitchen/ Balcony Doors.

## SUPPLY RATE OF RAJSHRI SOLID WPC BOARD/DOOR SHUTTER

S.No.	Particulars	Standard Grade Density KG/CBM	Rate /Sq.Ft.	Rate /Sq.Mtr.
1.	6mm WPC Board ( Plain )	650	93.23	1003.15
2.	6mm WPC Board ( Decorative B/S )	650	121.57	1308.09
3.	9mm WPC Board ( Plain )	650	139.26	1498.44
4.	9mm WPC Board ( Decorative B/S )	650	170.01	1829.31
5.	12mm WPC Board ( Plain )	650	188.71	2030.52
6.	12mm WPC Board ( Decorative B/S )	650	221.43	2382.59
7.	18mm WPC Board ( Plain )	650	281.95	3033.78
8.	18mm WPC Board ( Decorative B/S )	650	320.14	3444.71
9.	24mm Door Shutter ( Plain )	650	388.45	4179.72
10.	24mm Door Shutter ( Decorative B/S )	650	444.75	4785.51
11.	25mm Door Shutter ( Plain )	650	404.29	4350.16
12.	25mm Door Shutter ( Decorative B/S )	650	461.34	4964.02
13.	28mm Door Shutter ( Plain )	650	450.89	4851.58
14.	28mm Door Shutter ( Decorative B/S )	650	510.07	5488.35
15.	30mm Door Shutter ( Plain )	650	482.08	5187.18
16.	30mm Door Shutter ( Decorative B/S )	650	542.88	5841.39
17.	35mm Door Shutter ( Plain )	650	567.13	6102.32
18.	35mm Door Shutter ( Decorative B/S )	650	632.01	6800.43

. Supply Rates are as per price list of March 2022 which may further vary.

### AVAILABLE THICKNESS

6, 9, 12, 18, 24,  
25, 28, 30 & 35 (in MM)

### AVAILABLE SIZE

Maximum Available Size : 7.5'x3.5'  
Minimum Available Size : 6'x2'

### AVAILABLE DESIGN


Engraved & Enrouted,  
As shown in catalogue,  
and can be customized  
as per demand.

### AVAILABLE COLOUR


Natural Wood and Prelam




Malaysian Wood




Cherry




Apple Wood




Golden Pine




American White




Hack Berry



Alder



Bass Wood



Jungle Wood



Maple




Sagwan




Oak




Deodhar



Walnut




Rudrak




Poplar


# ENROUTED WPC DOOR



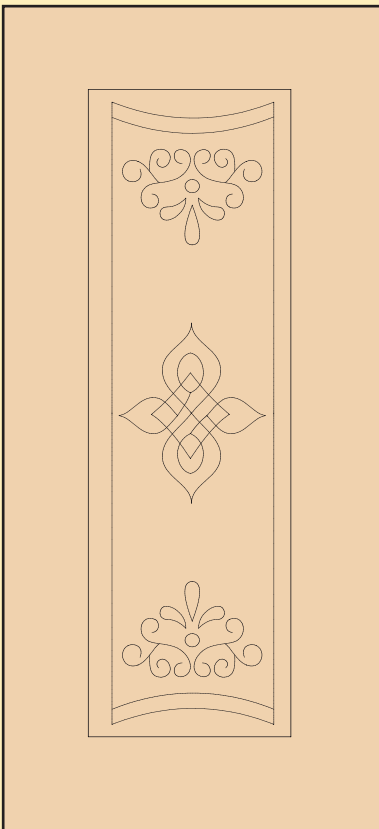
**RWP - 01**



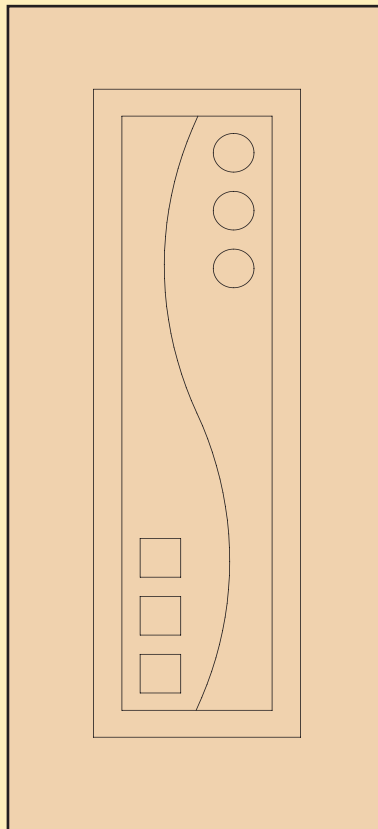
**RWP - 02**



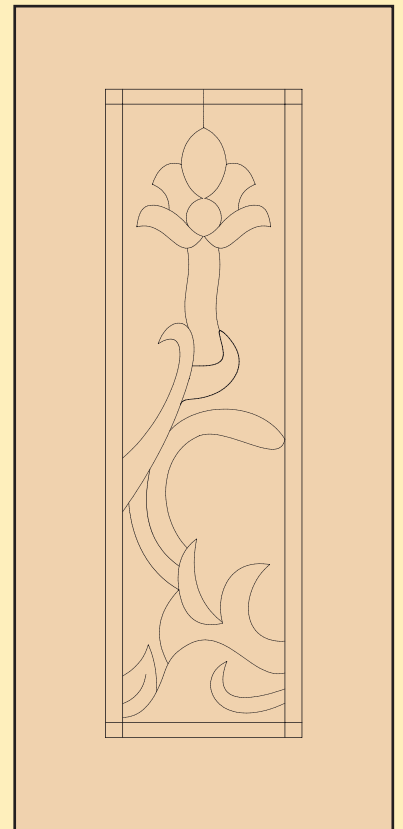
**RWP - 03**



**RWP - 04**

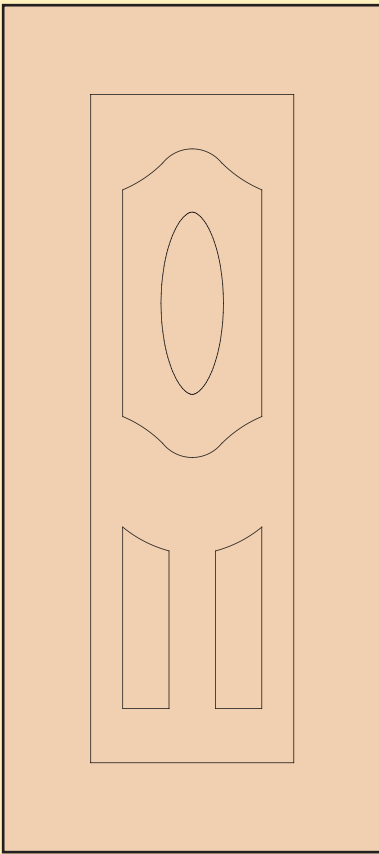


**RWP - 05**

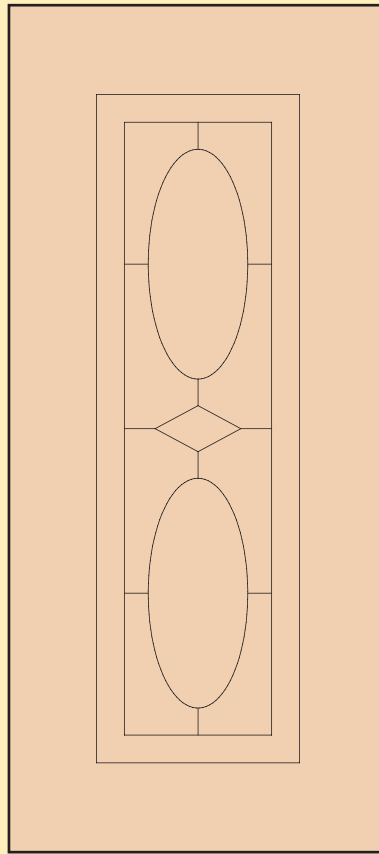


**RWP - 06**


**Disclaimer :-** 1. All Pictures are illustrative actual product may vary due to product enhancement.



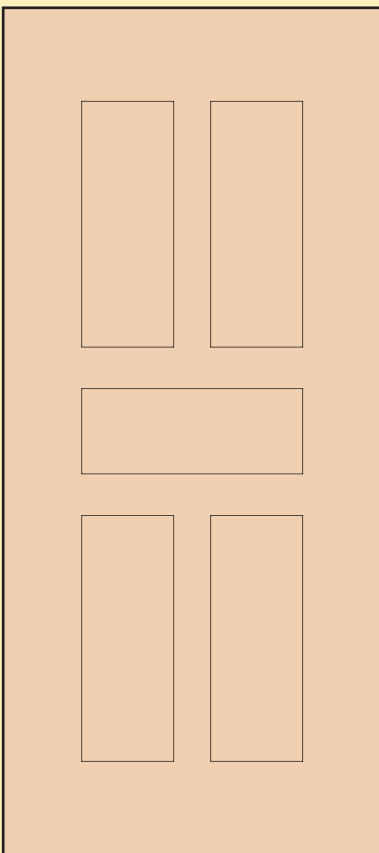
**RWP - 07**



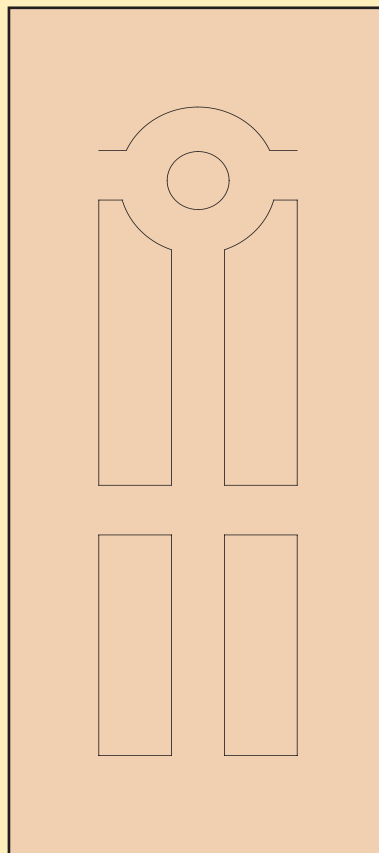
**RWP - 08**



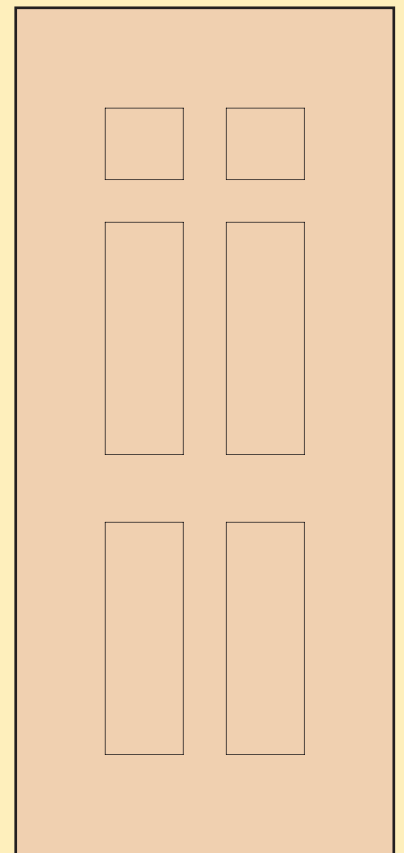
**RWP - 09**



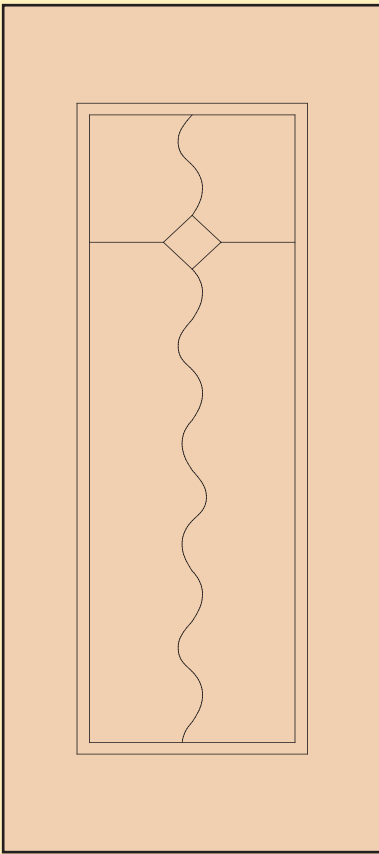
**RWP - 10**



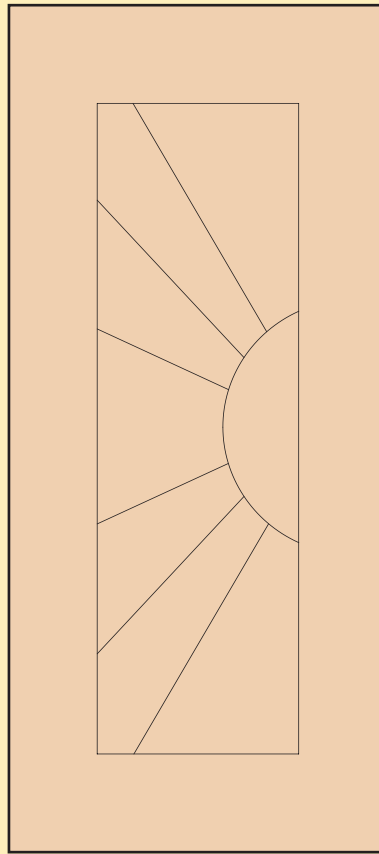
**RWP - 11**



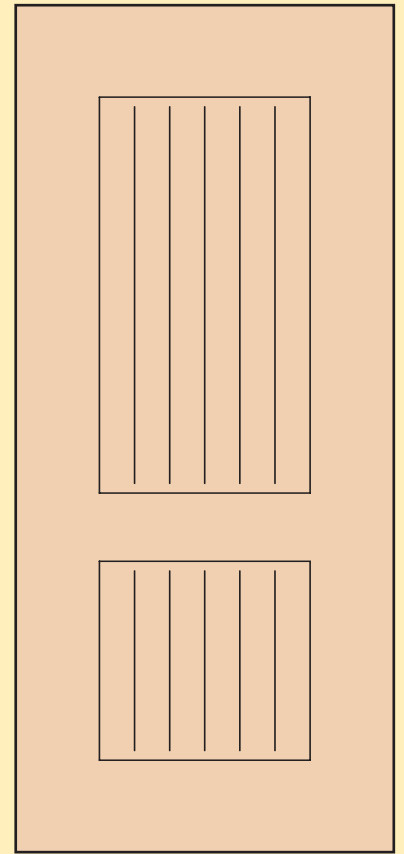
**RWP - 12**



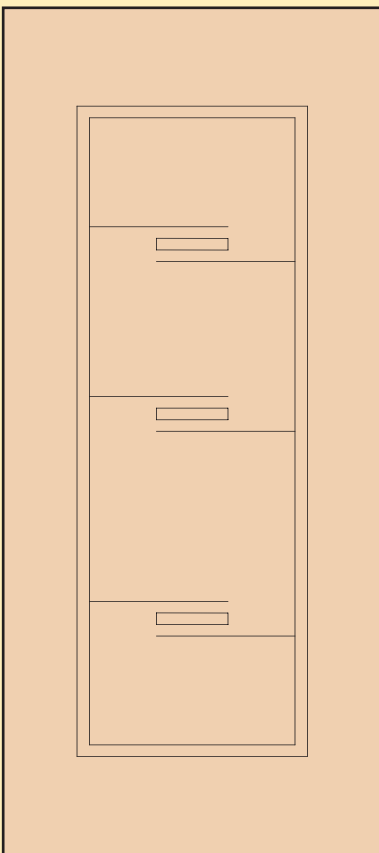
**RWP - 13**



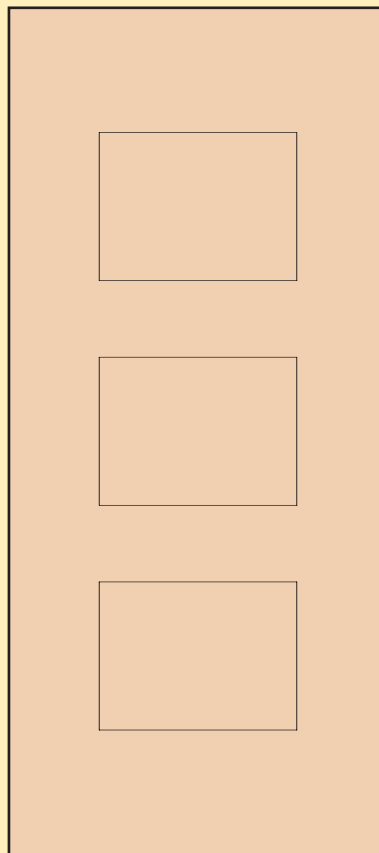
**RWP - 14**




**RWP - 15**



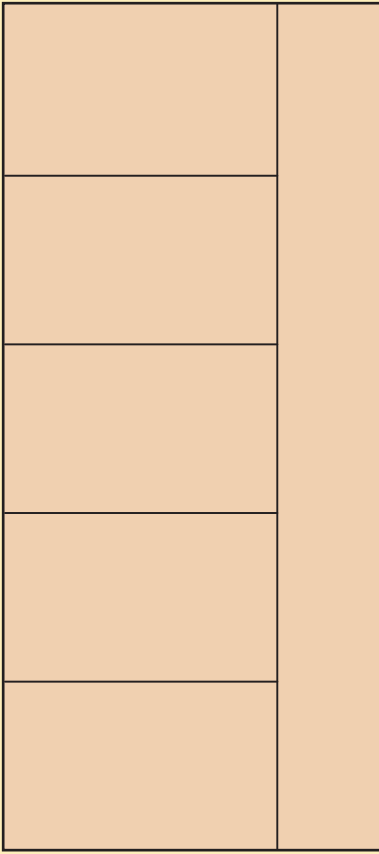
**RWP - 16**



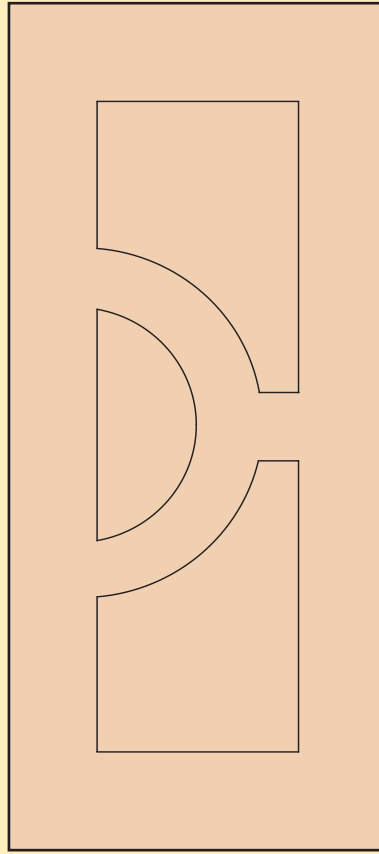
**RWP - 17**



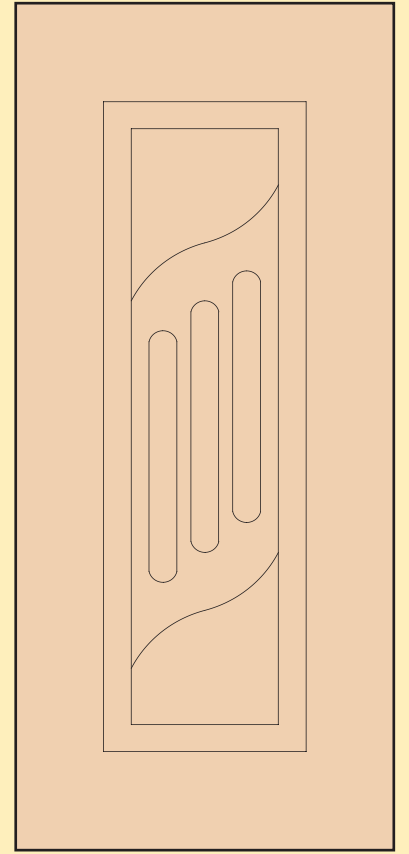
**RWP - 18**



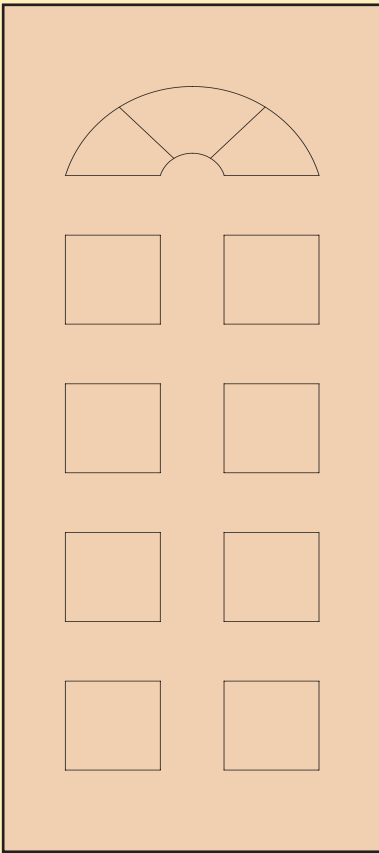
**RWP - 19**



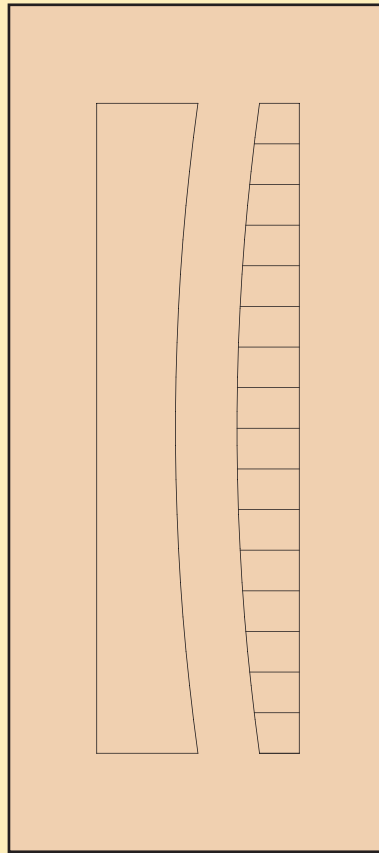
**RWP - 20**



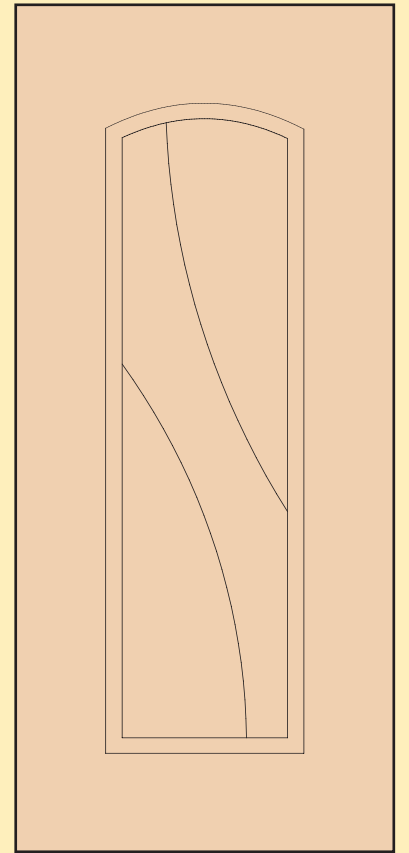
**RWP - 21**



**RWP - 22**



**RWP - 23**



**RWP - 24**


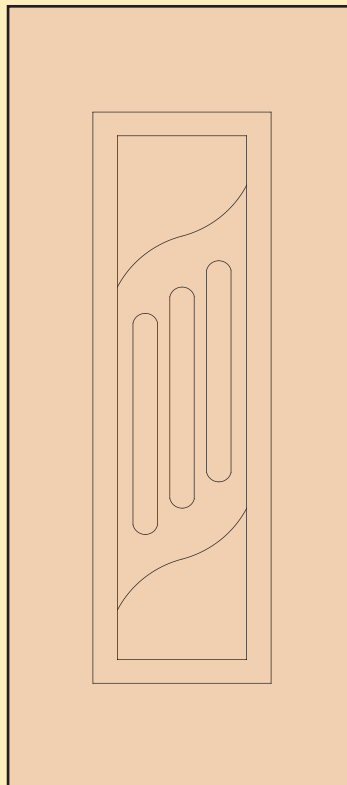
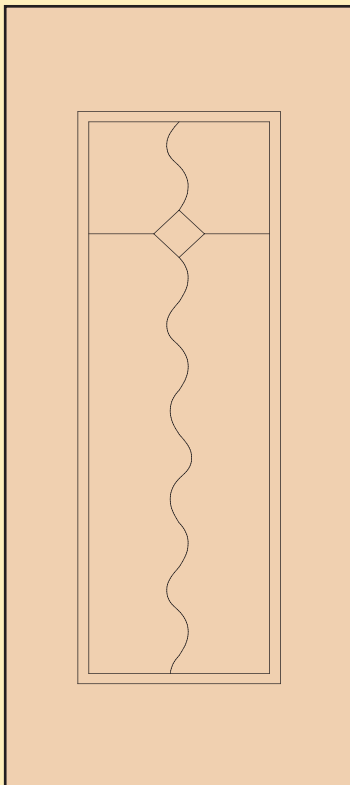
## SPECIFICATION OF RAJSHRI ENROUTED PLAIN SOLID WPC DOOR SHUTTER

Providing "RAJSHRI" Brand Factory Made 100% Solid WPC (Wood polymer Composite) Solid Enrouted Plain Flush Door Shutter of required size comprising of virgin PVC resin of K Value 57-60 (Suspension Grade), Calcium Carbonate and natural Fibers ( Wood Powders/ rice husk/ wheat husk ) and Non toxic additives made from Extrusion process WPC foam sheet Single Extruded (Inner) with density not less than 650 kg/cbm manufactured by "RAJSHRI" an ISO 9001 - 2015 Certified Company, having good screw holding capacity (Screw Withdrawal strength of 2000 N (Face) & 1100 N (Edge), Minimum Compressive Strength of 50 N/mm<sup>2</sup>, Modulus of elasticity 850N/mm<sup>2</sup> and resistance of spread flame of Class A category with Property of being Termite/ Borer Free, Water/ Moisture Proof, Fire Retardant and fixing with stainless Steel butt hinges of required size with necessary full body threaded star headed counter sunk SS Screws. For WC/ Bathroom/ Toilet/ Kitchen/ Balcony Doors.

## SUPPLY RATE OF RAJSHRI ENROUTED PLAIN SOLID WPC DOOR SHUTTER

S.No.	Particulars	Standard Grade Density KG/CBM	Rate /Sq.Ft.	Rate /Sq.Mtr.
1.	24mm Door Shutter	650	432.83	4657.25
2.	25mm Door Shutter	650	479.57	5160.17
3.	28mm Door Shutter	650	495.27	5329.11
4.	30mm Door Shutter	650	526.46	5664.71
5.	35mm Door Shutter	650	611.51	6579.85

. Supply Rates are as per price list of March 2022 which may further vary.



**Disclaimer :-** 1. All Pictures are illustrative actual product may vary due to product enhancement.



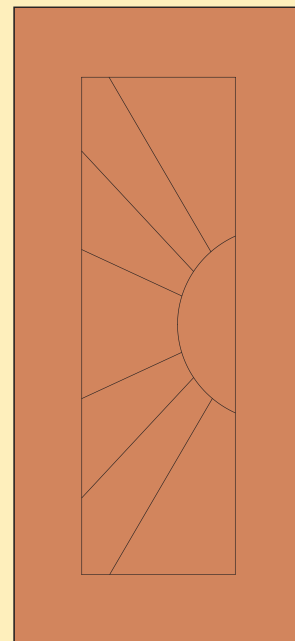
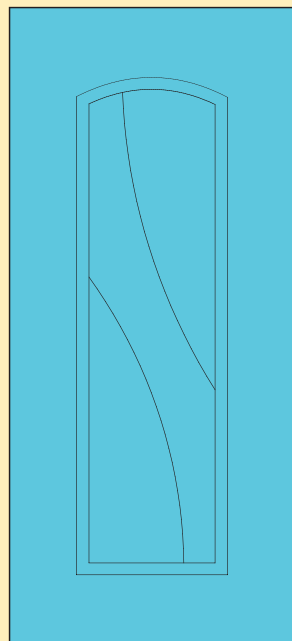
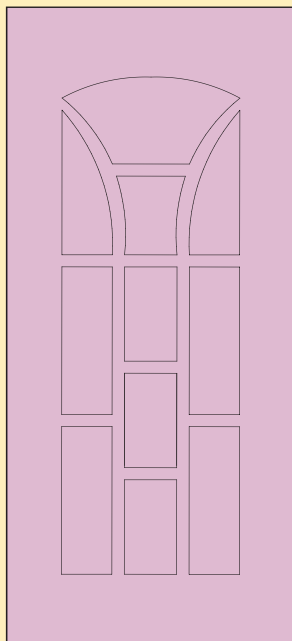
## SPECIFICATION OF RAJSHRI ENROUTED PAINTED SOLID WPC DOOR SHUTTER

Providing "RAJSHRI" Brand Factory Made 100% Solid WPC (Wood polymer Composite) Solid Enrouted Painted Flush Door Shutter of required size comprising of virgin PVC resin of K Value 57-60 ( Suspension Grade), Calcium Carbonate and natural Fibers (Wood Powders / rice husk / wheat husk) and Non toxic additives made from Extrusion process WPC foam sheet Single Extruded (Inner) with density not less than 650 kg/cbm manufactured by "RAJSHRI" an ISO 9001 - 2015 Certified Company, having good screw holding capacity (Screw Withdrawal strength of 2000 N (Face) & 1100 N (Edge), Minimum Compressive Strength of 50 N/mm<sup>2</sup>, Modulus of elasticity 850N/mm<sup>2</sup> and resistance of spread flame of Class A category with Property of being Termite/ Borer Free, Water/ Moisture Proof, Fire Retardant and fixing with stainless Steel butt hinges of required size with necessary full body threaded star headed counter sunk SS Screws. All as per direction of Engineer-In-Charge, Material test certificate and authentication should be compulsory provided by the manufacturing company : For WC/ Bathroom/ Toilet/ Kitchen/ Balcony Doors.

## SUPPLY RATE OF RAJSHRI ENROUTED PAINTED SOLID WPC DOOR SHUTTER

S.No.	Particulars	Standard Grade Density KG/CBM	Rate /Sq.Ft.	Rate /Sq.Mtr.
1.	24mm Door Shutter	650	454.08	4885.90
2.	25mm Door Shutter	650	500.82	5388.82
3.	28mm Door Shutter	650	516.52	5557.76
4.	30mm Door Shutter	650	547.71	5893.36
5.	35mm Door Shutter	650	632.76	6808.50

. Supply Rates are as per price list of March 2022 which may further vary.



### AVAILABLE THICKNESS

24, 25, 28, 30 & 35 (in MM)

### SPRAY PAINTED COLOUR RANGE



Polished Gold



Red Copper



Golden Dust



Copper Dust



Silver



Sparkle Black

### AVAILABLE COLOUR

Natural Wood, Dark Brown & Spray Painted (as given)

### AVAILABLE SIZE

Maximum Available Size : 7.5'x3.5'

Minimum Available Size : 6'x2'

### AVAILABLE DESIGN

Engraved & Enrouted, As shown in catalogue, and can be customized as per demand.

**Disclaimer :-** 1. All Pictures are illustrative actual product may vary due to product enhancement.

## WPC DOOR FRAME


WPC door frame is Eco- Friendly product. WPC door frame is durable and flexible, it is a much better product than plywood. WPC door frames have advantage over conventional wood door frames as it is 100% water proof, termite proof, borer proof, fire retardant sturdy.



## SPECIFICATION OF RAJSHRI SOLID WPC DOOR FRAME

Providing & Fixing "**RAJSHRI**" Brand factory made 100% Solid WPC ( Wood Polymer Composite ) - Door Frame made from Wood Polymer Composite ( Single Extruded Process ) material comprising of virgin PVC polymer of K Value 57-60 ( Suspension Grade ), Calcium Carbonate and Natural Fibers ( Wood Powder/ Rice Husk/ Wheat Husk ) and Non toxic additives fabricated with meter Joints after applying PVC solvent Cement & screwed with full body threaded star headed screws having minimum frame density of 780 kg/ cbm & manufactured by "**RAJSHRI**" an ISO 9001 - 2015 Certified Company, having good screw holding capacity ( Screw Withdrawal strength of ( Min. 990 N ), Minimum Compressive Strength of 58 N/mm<sup>2</sup>, Modulus of elasticity 900N/mm<sup>2</sup> and resistance to spread of flame of class A category with property of being termite / borer proof , water /Moisture Proof & Fire retardant & Fixed in position with SS Dash Fasteners / Hold Fast of required dia and length For WC/ Bathroom/ Toilet and External uses.

# WPC DOOR FRAME




## SUPPLY RATE OF RAJSHRI SOLID WPC DOOR FRAME

S.No.	Particulars	Standard Grade Density KG/CBM	Rate /Run.Ft.	Rate /Run.Mtr.
1.	62x32 Door Frame	780	125.03	410.10
2.	63x51 Door Frame	780	177.38	581.81
3.	75x50 Door Frame	780	191.87	629.33
4.	90x45 Door Frame	780	210.31	689.82
5.	100x50 Door Frame	780	279.44	916.56
6.	100x65 Door Frame	780	353.10	1158.17
7.	125x50 Door Frame	800	401.28	1316.20
8.	125x65 Door Frame ( Single Rebated )	800	459.24	1506.31
9.	125x65 Door Frame ( Double Rebated )	800	449.79	1475.31
10.	125x80 Door Frame	800	511.11	1676.44
11.	150x65 Door Frame	800	712.51	2337.03


. Supply Rates are as per price list of March 2022 which may further vary.

**Disclaimer :-** 1. All Pictures are illustrative actual product may vary due to product enhancement.

# PAINTED WPC DOOR FRAME



Blood Red      Natural Wood      Sky Blue      Pink      Peach




Light Brown      Coffee Brown      Copper      White      Mahogany


## PAINTED COLOUR RANGE




Coffy Brown




Light Brown




Mahogany




Copper




Blood Red



Golden




Peach



Pink



Sky Blue



White

# SOLID WPC HOT PRESS MOULDED DOOR

## Specification of 24mm/ 28mm/ 30mm/ 35mm thick Solid WPC hot pressed moulded door


Providing factory made solid WPC Moulded door shutter 100% Solid WPC (Wood polymer Composite) solid flush door of 24/28/30 & 35mm thick plain/ pre- laminated moulded shutter should be 10mm deep mould on the front face of board with different design and other side plain required size comprising of virgin WPC resin of K Value 57-60 (Suspension Grade), Calcium Carbonate and natural Fibers (Wood Powders/ rice husk/ wheat husk) and Non toxic additives, made from Extrusion process WPC foam sheet Single Extruded (Inner) with density not less than 650 kg/cbm manufactured by an ISO 9001 - 2015 Certified Company, having good screw holding capacity ( Screw Withdrawal strength of 2000 N (Face) & 1100 N (Edge), Minimum Compressive Strength of 50 N/mm<sup>2</sup>, Modulus of elasticity 850N/mm<sup>2</sup> and resistance of spread of flame of Class A category with Property of being Termite/ Borer Free. Water/ Moisture Proof, Fire Retardant and fixing with stainless Steel butt hinges of required size with necessary full body threaded star headed counter sunk SS Screws. All as per direction of Engineer -In-Charge, Material test certificate and authentication should be compulsory provided by the manufacturing company : For WC/Bathroom/Toilet/Kitchen/Balcony Doors.




**RISING SUN**



**RED MARS**



**BLUE SKY**



**SHINING STAR**



**HOT VENUS**



**BRIGHT MOON**

**Disclaimer :-** 1. All Pictures are illustrative actual product may vary due to product enhancement.

# SOLID WPC UV PRINTED DOOR


Providing "RAJSHRI" Brand Factory Made 100% Solid WPC (Wood polymer Composite) Solid Enrouted UV Printed Flush Door Shutter of required size comprising of virgin PVC resin of K Value 57-60 (Suspension Grade), Calcium Carbonate and natural Fibers (Wood Powders/ rice husk/ wheat husk) and Non toxic additives made from Extrusion process WPC foam sheet Single Extruded (Inner) with density not less than 650 kg/cbm manufactured by "RAJSHRI" an ISO 9001 - 2015 Certified Company, having good screw holding capacity (Screw Withdrawal strength of 2000 N (Face) & 1100 N (Edge), Minimum Compressive Strength of 50 N/mm<sup>2</sup>, Modulus of elasticity 850N/mm<sup>2</sup> and resistance of spread flame of Class A category with Property of being Termite/ Borer Free, Water/ Moisture Proof, Fire Retardant and fixing with stainless Steel butt hinges of required size with necessary full body threaded star headed counter sunk SS Screws. All as per direction of Engineer -In-Charge, Material test certificate and authentication should be compulsory provided by the manufacturing company : For WC/ Bathroom/ Toilet/ Kitchen/ Balcony Doors.

## AVAILABLE THICKNESS

24, 25, 28, 30 & 35 (in MM)

## AVAILABLE COLOUR

As shown in catalogue.  
uv printed(as given)



## AVAILABLE SIZE

Maximum Available Size : 7.5'x3.5'

Minimum Available Size : 6'x2'

## AVAILABLE DESIGN

Engraved & Enrouted, As shown in catalogue, and can be customized as per demand.

## UV PRINTED COLOUR RANGE



RMP-A-I 1901



RMP-A-I 1902




RMP-A-W 1919



RMP-B-I 1904



RMP-B-I 1906



RMP-C-I 1901




RMP-C-W 1919



RMP-C-W 1920



RMP-C-W 1922



RMP-D-I 1906



RMP-B-W 1920



RMP-E-I 1904



RMP-E-W 1919

## PLAIN & PAINTED WPC WINDOW

WPC WINDOW can be manufactured with the unique combination of different sizes of WPC Frames & WPC Boards. Different variants are possible with Frame Section & Boards. Such as Single Pattam Window, Double Pattam Window, Fixed Glass, Louvers, Ventilators.

### AVAILABLE RANGE ( IN MM )

- Single Rebate Section For Window :  
100x50,100x65,125x50,125x65,150x65
- WPC Frame For Ventilators & Louvers :  
63x51,75x50 and 90x45
- WPC Frame For Double Pattam Window :  
125x65 and 125x80

### FEATURES

- Economic as compared to natural wood
- Plain and Line Design on either side for design choice
- Easiest for carpenter- hand and machine both
- 100 % water proof, Termite proof, Borer proof, Fire retardant .


### TWO PANEL WPC WINDOW



### THREE PANEL WPC WINDOW



### PAINTED COLOUR RANGE




Coffy Brown




Light Brown




Mahogany



Copper




Blood Red




Golden




Peach



Pink




Sky Blue




White

# SOLID WPC JALI


Providing "RAJSHRI BRAND" Factory Made WPC Board/Co Extruded Board CNC Machine cut JALI Shutter, manufactured by an ISO-9001-2015 Certified Company in approved design. The density of WPC sheet should be as per given-below. complete as per direction of Engineer-in-charge, manufacturer's specification & drawing.




RJP - 01



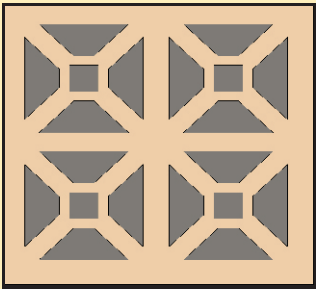
RJP - 02




RJP - 03




RJP - 04




RJP - 5




RJP - 6




RJP - 7




RJP - 8




RJP - 9




RJP - 10



RJP - 11




RJP - 12




RJP - 13



RJP - 14



RJP - 15



RJP - 16

PVC & WPC Jali : Available in different colour & sizes :-

○ Available Sizes  
595x595 mm.

○ Available Thickness  
5,6,12,18,24,28,30 & 35mm.

○ Available Colors  
Plain & Laminated.



Pine Wood



Sal Wood




Cedar




Mulberry



Jack Wood



Cherry



Malaysian Wood



Jungle Wood



Apple Wood



Golden Pine



American White

**Disclaimer :-** 1. All Pictures are illustrative actual product may vary due to product enhancement.



## SOLID WPC KITCHEN CABINET

### SPECIFICATION OF 18/ 20MM THICK SOLID WPC KITCHEN CABINET

Providing Kitchen Cabinet in required sizes at site made out of 18/ 20 mm thick sheet consisting of carcass 18/ 20 mm thick WPC sheet & provision of shutters made out of 18/ 20 mm thick WPC sheet all required brackets 5.5 screws etc. The panels shall be fabricated using adhesive and screws where ever required. All the edges shall be covered with 2 mm thick edge bonding tape or 90° edge bent finish as per make and specification mentioned as per drawing and specification approved by engineer-in-charge.

### SPECIFICATION OF SOLID WPC CABINET

Providing various thickness of WPC sheet manufactured by an ISO 9001-2015 certified company, Termite proof, Water proof & Flame retardant WPC sheet.

WPC cabinet of required size fabricated by joining four 18/ 20mm thick WPC sheet fixed with each other using solvent cement adhesive and screws and 18/ 20mm thick wpc sheet as backing of cabinet fixed with screw and solvent cement adhesive etc.



## COMPARISON OF WPC PRODUCTS WITH WOODEN PRODUCTS

PROPERTIES	WPC PRODUCTS	WOODEN PRODUCTS
Environment friendliness	WPC is environment friendly. No wood is cut/used in manufacturing of WPC Sheet.	Non-Environment friendly as this door is fabricated with wood.
Screw Holding Strength	WPC has got good screw holding strength as inside material is solid of 500 - 600 KG / M <sup>3</sup> density.	Doors are heavy. This causes excessive stress on hinges and the door tends to sag in due course of time.
Proneness to Warping/Damage	No warpage since WPC is solid & waterproof and also of heavy density.	When the door comes in contact with water, warping takes place
Finish	WPC door has smooth surface.	Unfinished surface requires further expenses and labour for finishing.
Availability of designs & colours	WPC is available in wide range of colours and designs	Required colour is obtained by painting or polishing.
Effect of Water/ Termite	No effect of water and termite. It is water and termite proof.	Borer and termites make the wood hollow. Water corrodes the door & makes it look ugly. The door starts sagging.
Fire Retardant	Fire retardant & self extinguishing in nature.	Catches fire & burns.
Weight	Heavy	Heavier
Dimensional Stability	Good Density of Core and Layer 500 - 600 Kg/cbm, gives strong dimensional stability.	Panel joints get open in due course of time due to moisture retention. Because of continuous water splash, after some time veneer comes out.
Maintenance	100% Maintenance Free.	Requires maintenance i.e. Painting and termite treatment.


### WPC BOARD - WORKABILITY OF PLASTIC, DURABILITY OF WOOD



Nailing



Sawing & cutting



Heat bending



Painting



Screwing & drilling



Adhesive bonding

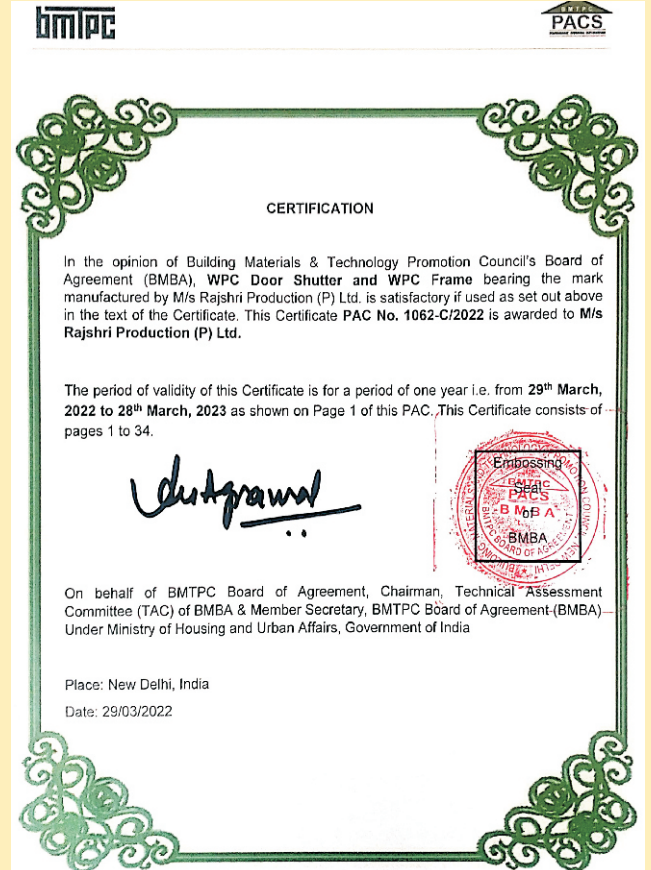
**Disclaimer :-** 1. All Pictures are illustrative actual product may vary due to product enhancement.



## GRIHA Council



## BMTPC





Termite Proof & Borer Proof



Water & Moisture Proof



Flame Retardant



Easy To Install



High Screw & Nail Holding Capacity



Maintenance Free



Eco-Friendly



**Rajshri Plastiwood**<sup>®</sup>  
(Division of Rajshri Productions Private Ltd.)

*An ISO 9001-2015 Certified Company*

**Works & Office :** Plot No. 100, Sector 2, Industrial Area, Pithampur, Dist. Dhar (M.P.)

Phone: (O) 07292-418806/ 814, (Marketing) 07292-418809/ 811/ 821

Email : rajshriplastiwood@gmail.com, rajplastmarketing@gmail.com,

Web.: www.rajshriplastiwood.com